
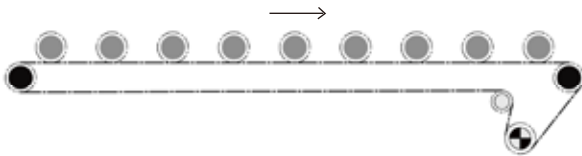


2214/2224 Series Driven Conveyor Roller

Single Chain Sprocket Drive

1. The compact construction is suitable for medium/low speed, continuous operation.
2. Typically the conveyor is equipped with a chain tensioner.
3. When considering the maximum duty of the single roller, you should also consider the ultimate tension of the chain under conveyor full drive conditions.
4. Compared with the double chain drive, the choice of roller pitch is more flexible and not determined by the chain pitch.


Single chain layout:



Double Chain Sprocket Drive

1. Suitable for heavy duty loads and frequent start/stop operation.
2. To obtain the best roller drive transmission, the drive should be located in the centre of the conveyor.

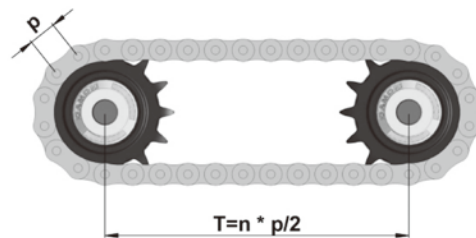
Double chain arrangement:



3. Compared with single sprocket drive, the conveying speed is higher. Maximum speed: 30m/min.
4. The roller pitch is limited, please see below.

$$T = n * p / 2$$

Note: n — Integer, 1、2、3、...
p — Chain pitch



Avoid half pitch chain. Please use the chart below for the chain pitch.

Unit: mm

Type	Pitch	Center distance(T)					Tolerance
08B11T	12.7	69.8	82.5	95.2	107.9	120.6	0/-0.4
08B14T	12.7	88.9	101.6	114.3	127	139.7	0/-0.4
10B15T	15.875	134.9	150.8	166.6	182.5	198.4	0/-0.7



2214



2224

2214/2224 Series Polymer Single/Double Sprocket Roller

Product Features

- Using the polyamide sprocket roller as the drive element greatly reduces the running noise.
- The bearing end cap consists of a precision ball bearing, a polymer housing and end cap seal. Combined they provide an attractive, smooth and quiet running roller.
- The design of the end cap protects the bearings by providing excellent resistance to dust and splashed water.
- The weight of the goods to be conveyed should not exceed 150kg.
- Temperature range: $-5^{\circ}\text{C} \sim +40^{\circ}\text{C}$.
- Humidity available $\geq 30\%$

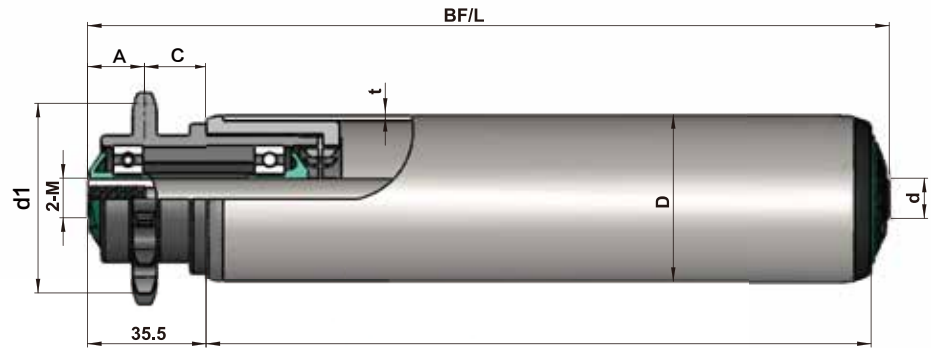
Please contact us if humidity out of this scope.

Specifications

Bearing Unit	
Bearing housing	Polyamide, black
End cap	Polypropylene, Damon green
Precision ball bearing	6002

Drive Element	
Sprocket	Polyamide, black

2214/2224 Series Driven Conveyor Roller



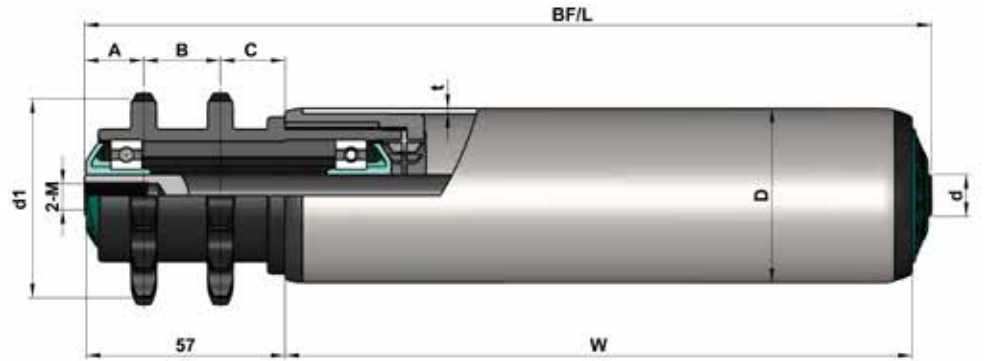
2214 Series **Internal Thread**

Tube Dia.(D)	Shaft Dia.(d)		Spocket style	A	C	d1
Φ50	Φ12/15	BF/L=W+41	08B14T	17	18.5	Φ57.07
Φ60	Φ12/15	BF/L=W+41	08B14T	17	18.5	Φ57.07

Tube	D*T	Shaft Dia.(d)	
		Φ12 (M8x15)	Φ15 (M10x20)
Steel, zinc plated	Φ50x1.5	2.214.SHC.ACC	2.214.SHC.ADC
	Φ60x2.0	○	○
Stainless steel	Φ50x1.5	2.214.NHC.BCC	2.214.NHC.BDC
	Φ60x2.0	○	○
Aluminium	Φ50x1.5	2.214.AHC.ACC	2.214.AHC.ADC
	Φ60x2.0	○	○
PVC	Φ50x2.5	2.214.P8C.BCC	2.214.P8C.BDC

○—Available configuration

⚙️ Φ50、60mm rollers can be fitted with PVC sleeve (2mm).



2224 Series Internal Thread

Tube Dia.(D)	Shaft Dia.(d)		Spocket style	A	B	C	d1
Φ50	Φ12/15	BF/L=W+63	08B14T	17	22	18.5	Φ57.07
Φ60	Φ12/15	BF/L=W+63	08B14T	17	22	18.5	Φ57.07

Tube	D*T	Shaft Dia.(d)	
		Φ12 (M8x15)	Φ15 (M10x20)
Steel, zinc plated	Φ50x1.5	2.224.SHC.ACC	2.224.SHC.ADC
	Φ60x2.0	2.224.SOC.ACC	2.224.SOC.ADC
Stainless steel	Φ50x1.5	2.224.NHC.BCC	2.224.NHC.BDC
	Φ60x2.0	2.224.NOC.BCC	2.224.NOC.BDC
Aluminium	Φ50x1.5	2.224.AHC.ACC	2.224.AHC.ADC
	Φ60x2.0	○	○
PVC	Φ50x2.5	2.224.P8C.BCC	2.224.P8C.BDC

○—Available configuration

⚙️ Φ50、60mm rollers can be fitted with PVC sleeve (2mm).